

In-Window Display Series - SVFSDH650

Outstanding Brightness with Quiet Operation



Screen Size

65"
(64.53" measured diagonally)

HD Series

- Brightness : 2,500 cd/m² Typical, customized 1500-5000cd/m²
- Interface : HDMI,DVI,VGA,DP



SUREVIEW

Other Features

Cost Effective



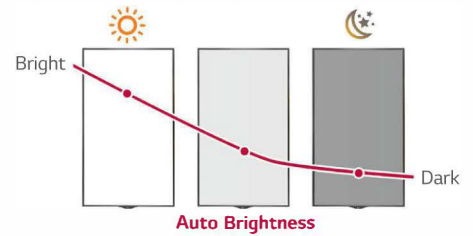
Low Power Consumption Using The M+ Panel

The M+ panel offers excellent energy efficiency and cost savings and decreases power consumption compared to conventional RGB panels

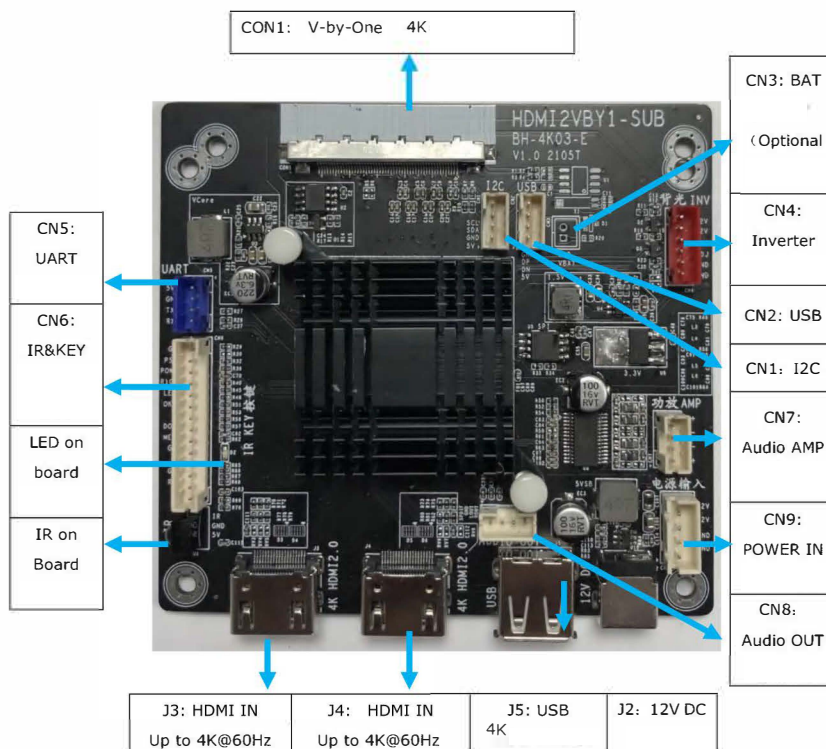


Smart Brightness Control

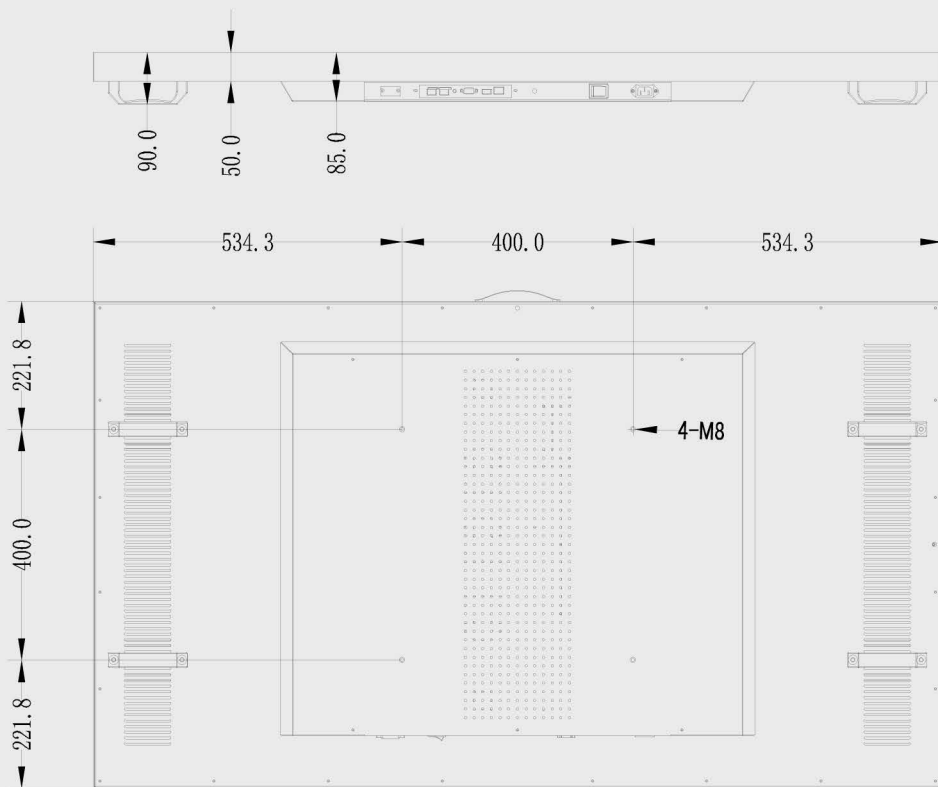

The auto brightness sensor adjust backlight brightness according to the ambient brightness to save power energy and protect the human eye.



Connectivity



Dimensions (unit : mm)



| HD Series | | SVFSD650 |
|--------------------------|---|--|
| PANEL | Screen Size | 65" (64.53" measured diagonally) |
| | Panel Technology | IPS, RGBW |
| | Aspect Ratio | 16:9 |
| | Native Resolution | 3,840 x 2,160 (UHD) |
| | Brightness | 2,500cd/m (Typ.), Customized 1500~5000cd/m ² |
| | Contrast Ratio | 1,100:1 |
| | Dynamic CR | 500,000:1 |
| | Viewing Angle (H x V) | 178 x 178 |
| | Surface Treatment | / |
| | Orientation | Landscape & Portrait |
| CONNECTIVITY | Input | HDMI |
| | Output | |
| | External Control | IR Receiver, Auto-Dimming Sensor |
| PHYSICAL SPECIFICATION | Bezel Color | Black |
| | Bezel Width | 18mm(T/B/L/R) |
| | Monitor Dimension (W x H x D) | 1468.60x843.60x85.30mm |
| | Weight (Head) | 40.0kg |
| | Carton Dimensions (W x H x D) | 157*28*105cm |
| | Packed Weight | 60.0kg |
| | VESA™ Standard Mount Interface | 400x400 mm |
| SPECIAL FEATURES | Temperature sensor, Auto brightness sensor, Silent fans cooling Source selection, Brightness/Contrast/Backlight select Energy saving, Smart energy saving | |
| ENVIRONMENT CONDITIONS | Operation Temperature Range | 0°C to 45°C (w/o Direct sunlight) 0°C to 35°C (Direct sunlight) |
| | Operation Humidity Range | 10% to 80% |
| POWER | Power Supply | 100-240 V~, 50/60 Hz |
| | Power Type | Built-In Power |
| | Power Consumption <small>Typ./Max</small> | 400W / 450W |
| STANDARD (CERTIFICATION) | Safety | / |
| | EMC | CE / FCC |
| ACCESSORIES | Included Accessories | Remote controll(w/o battery) ,AC power plug |
| | Optional Accessories | Mounting brachets(wall mount,roof hanging,floor stand) |